

# STEEL BEAST®

**JEI**  
Solutions  
Built for Industry

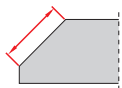
## BM20plus

**PORTABLE HEAVY-DUTY MACHINE  
DESIGNED FOR BEVELING STEEL  
PLATES AND PIPES PRIOR TO WELDING.**

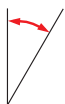
The machine is fitted with two rotary milling heads, each holding five 4-sided indexable inserts, allowing smooth operation and exceptional efficiency.

BM-20plus has a state of the art electronic motor overload module protecting the operator, the machine and the tooling.

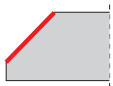
It is equipped with guide rolls, which make it easy and light to operate.



**Max. bevel width 21 mm**



**Bevel angles 15°-60° or 0° (option)**



**Top beveling**



**Facing off (option)**



**Round plate beveling (option)**



**Pipe beveling  
OD 150-300 mm (option)  
OD 260-600 mm (option)**

### Features:

- ✓ Portable, heavy-duty machine
- ✓ Equipped with guide rolls for easy operation
- ✓ Automatic motor overload protection
- ✓ Fitted with two milling heads for smooth and efficient operation
- ✓ Adjustable bevel angle, 15° - 60°

CALL **01706 229 490** TO BOOK YOUR DEMONSTRATION NOW OR VISIT **WWW.STEELBEAST.CO.UK**

[WWW.JEIUK.COM](http://WWW.JEIUK.COM)



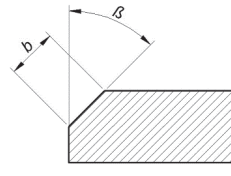
**BM20PLUS**

**JEI Solutions**



BM-20plus TECHNICAL SPECIFICATION	
Power supply	1~ 110-120 V, 50-60 Hz 1~ 220-240 V, 50-60 Hz
Power	1550/1600 W (for 50/60 Hz, at 220-240 V) 1700/1850 W (for 50/60 Hz, at 110-120 V) 1600 W (for 60 Hz, at 110-120 V)
Spindle speed	2780-3340 rpm (at 230 V) 2740-3290 rpm (at 115 V)
Tooling	Two milling heads with 10 square cutting inserts
Maximum bevel width (b)	21 mm (13/16") [drawing 1]
Bevel angle ( $\beta$ )	15-60° [drawing 1]; 0° (option)
Weight	22 kg (49 lbs)
Part number	Part No 220v - BM20P/2 Part No 110v - BM20P

$\beta$	15°	30°	45°	60°
b	21 mm	20.5 mm	21 mm	20.5 mm



Cutting Insert (1 piece),  
sold 10pcs/box  
Product code: BM21IS

Cutting Insert HD (1 piece),  
sold 10pcs/box  
Product code: BM21HD

Drawing 1  
Maximum bevel width  
depending on the angle

2 rotary milling heads, each holding five  
4-sided indexable inserts



Plate beveling



Plate facing-off (option)



Round plate beveling (option)



Pipe beveling (option)

**Optional accessories:**

**Pipe beveling attachments:**



Facing off attachment (0°)  
(enables beveling at zero degree)  
Product code: ZSP-0075-32-00-00-1



150-300 mm (6"-12")  
Product code:  
ZSP-0075-31-00-00-0



260-600 mm (10"-24")  
Product code:  
ZSP-0075-31-00-00-1



Round plate beveling attachment:  
Minimal outer radius R=1000 mm (40")  
Minimal inner radius R=1000 mm (40")  
Max bevel width 19 mm  
Product code: ZSP-0539-10-00-00-0

CALL 01706 229 490 TO BOOK YOUR DEMONSTRATION NOW OR VISIT [WWW.STEELBEAST.CO.UK](http://WWW.STEELBEAST.CO.UK)