


STEEL BEAST®

# PORTABLE WELD SHAVER WS-30

## WELD MILLING MACHINE

- ✓ Comfort and ergonomics of work
- ✓ Powerful electric motor
- ✓ Removal of excess weld up to 11 mm high and 30 mm wide
- ✓ Possibility of undercutting to a depth of up to 1.5 mm
- ✓ Continuous milling height adjustment
- ✓ Milling head is equipped with 5 pcs of 2-sided indexable cutting inserts
- ✓ Electronic speed control between 1800–5850 rpm
- ✓ Overload protection

The BM-30 WM is an easy to use, portable, heavy duty machine designed specifically for the removal of excess weld seams up to 11 mm high and 30 mm wide. It is capable of milling a weld seam down to a level and continuous surface with the rest of the parent metal in preparation for painting, coating or any other further processing. The BM-30 WM has a powerful motor with electronic speed control between 1800–5850 rpm to facilitate optimizing cutting conditions. The beveller is fitted with a rotary face milling head that ensures smooth operation and exceptional efficiency without creating any heat affected zones or distortion of the workpiece. BM-30 WM is equipped with a guide rail with a magnetic clamping system to maintain a constant position of the machine against the workpiece.



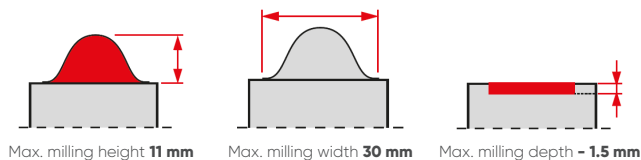
Ergonomic and operator friendly handle.

Variable spindle speed.

Chip guard

Continuously adjustable milling height / depth

Guiding unit



Max. milling height 11 mm

Max. milling width 30 mm

Max. milling depth - 1.5 mm

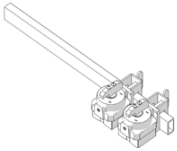


## STANDARD SHIPPING SET:

- ✓ Milling machine with rotary head incl. 5 cutting inserts
- ✓ Plastic box
- ✓ Magnetic guiding rail (500 mm long)
- ✓ Grease for screws (5 g, 0.17 oz)
- ✓ Drift
- ✓ Combination wrench 22 mm
- ✓ 10 mm hex wrench
- ✓ Operator's manual


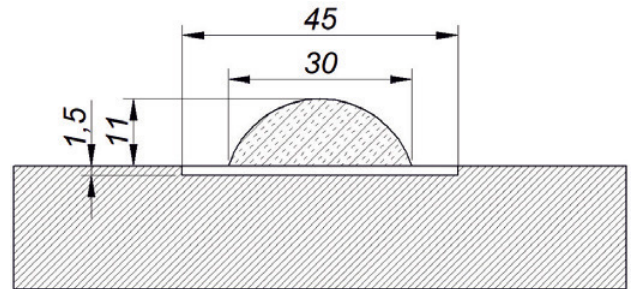
## ACCESSORIES:

- ✓ GLW-000056 Milling head
- ✓ PLY-000756 Cutting insert (sold 10 pcs/box)
- ✓ Magnetic guiding rail (500 mm long)  
PRW-0761-08-00-00-0



## BM-30 WM USES ROTARY FACE MILLING HEAD THAT FEATURES:

- ✓ Lower milling resistance.
- ✓ Less effort for the operator.



Portable Weld Shaver WS-30	
Voltage	1- 220-240 V, 50-60 Hz
Power	2200 W
Spindle speed (without load)	1800-5850 rpm
Max. milling width	30 mm
Max. milling height	11 mm
Max. milling depth	-1.5 mm
Weight	12,5 kg (27 lb)
Product Code	UKS-0761-10-20-00-0

